





































































<b>SCHULLER &amp; Company GmbH</b>				
<b>Mergenthalerallee 15-21, D-65760 Eschborn</b>				
<b>Marks list</b>		<b>from: 09.03.2026</b>	<b>page: 1 of 6</b>	<b>TB-LIST</b>
Project	Myjnia_Włocławek	Phase	1	
Customer	-	Phase wght.	27964.8	
Object	-	Revision		
Site	-	Delivery	-	
Description	Steel Structure	Blasting		
Proj.Resp	-	Galvanization		
Department		Primary painting	-	
Draftman	-	Final painting	-	




































Mark	Qty.	Profil	Material	Length mm	Weight kg	Tot. Wgt. kg	Tot Surf. m²	Notice
 1088	2	BL5*50	S235JR	98	0.2	0.4	0.0	RP
 1081	6	BL5*50	S235JR	98	0.2	1.2	0.1	RP
 1080	40	BL5*50	S235JR	98	0.2	7.7	0.4	RP
 1075	88	BL6*50	S235JR	220	0.5	45.7	2.2	RP
 1050	204	BL6*90	S235JR	170	0.7	147.1	6.7	RP
 1044	76	BL8*92	S235JR	165	1.0	72.4	2.5	Blacha
 1083	14	BL10*20	S235JR	140	0.2	3.1	0.1	Blacha
 1071	4	BL10*60	S235JR	170	0.8	3.2	0.1	AFL
 1072	20	BL10*60	S235JR	170	0.8	16.0	0.5	AFL
 1073	4	BL10*60	S235JR	170	0.8	3.2	0.1	AFL
 1069	40	BL10*60	S235JR	180	0.8	33.9	1.0	AFL
 1070	128	BL10*60	S235JR	180	0.8	108.5	3.2	AFL
 1068	4	BL10*60	S235JR	190	0.9	3.6	0.1	AFL
 1067	4	BL10*60	S235JR	190	0.9	3.6	0.1	AFL
 1066	4	BL10*60	S235JR	200	0.9	3.8	0.1	AFL
 1061	4	BL10*79	S235JR	290	1.8	7.2	0.2	KN
 1060	4	BL10*79	S235JR	290	1.8	7.2	0.2	KN
 1059	8	BL10*83	S235JR	235	1.5	12.3	0.4	KN
 1058	4	BL10*83	S235JR	240	1.6	6.2	0.2	KN
 1057	4	BL10*83	S235JR	245	1.6	6.4	0.2	KN
 1055	4	BL10*87	S235JR	75	0.5	2.0	0.1	KN
 1054	10	BL10*89	S235JR	75	0.5	5.3	0.1	KN
 1053	32	BL10*90	S235JR	80	0.6	18.1	0.5	KN
 1049	4	BL10*90	S235JR	180	1.3	5.1	0.1	KN
 1048	2	BL10*91	S235JR	150	1.1	2.1	0.1	KN
 1047	2	BL10*91	S235JR	159	1.1	2.3	0.1	KN
 1046	6	BL10*91	S235JR	175	1.3	7.5	0.2	KN
 1045	2	BL10*91	S235JR	180	1.3	2.6	0.1	KN
 1043	10	BL10*93	S235JR	80	0.6	5.8	0.2	KN
 1042	10	BL10*98	S235JR	75	0.6	5.8	0.2	KN

<b>Subtotal:</b>		<b>549.3</b>	<b>20.0</b>	
------------------	--	--------------	-------------	--


<b>SCHULLER &amp; Company GmbH</b>				
Mergenthalerallee 15-21, D-65760 Eschborn				
<b>Marks list</b>		<b>from: 09.03.2026</b>	<b>page: 2 of 6</b>	<b>TB-LIST</b>
Project	Myjnia_Włocławek	Phase	1	
Customer	-	Phase wght.	27964.8	




































Mark	Qty.	Profil	Material	Length mm	Weight kg	Tot. Wgt. kg	Tot Surf. m²	Notice
Carry-over						549.3	20.0	
 1037	4	BL10*113	S235JR	90	0.8	3.2	0.1	KN
 1035	5	BL10*143	S235JR	90	1.0	5.0	0.1	KN
 1034	5	BL10*143	S235JR	90	1.0	5.0	0.1	KN
 1032	4	BL10*152	S235JR	95	1.1	4.5	0.1	KN
 1030	10	BL10*162	S235JR	89	1.1	11.3	0.3	KN
 1024	5	BL10*199	S235JR	84	1.3	6.6	0.2	KN
 1023	5	BL10*200	S235JR	84	1.3	6.6	0.2	KN
 1022	4	BL10*207	S235JR	79	1.3	5.2	0.1	KN
 1021	10	BL10*216	S235JR	79	1.3	13.4	0.4	KN
 1020	5	BL10*218	S235JR	79	1.4	6.8	0.2	KN
 1019	5	BL10*219	S235JR	79	1.4	6.8	0.2	KN
 1056	54	BL12*85	S235JR	220	1.8	95.3	2.3	Blacha
 1052	33	BL12*90	S235JR	120	1.0	33.6	0.8	Blacha
 1051	28	BL12*90	S235JR	160	1.4	38.0	0.9	Blacha
 1041	2	BL12*101	S235JR	120	1.1	2.3	0.1	Blacha
 1040	4	BL12*110	S235JR	120	1.2	5.0	0.1	Blacha
 1039	39	BL12*110	S235JR	185	1.9	74.8	1.8	Blacha
 1033	28	BL12*150	S235JR	205	2.9	81.1	1.8	Blacha
 1029	196	BL12*180	S235JR	182	3.1	604.1	13.7	Dźwigar
 1028	54	BL12*180	S235JR	207	3.5	189.3	4.3	Dźwigar
 1026	10	BL12*182	S235JR	235	4.0	40.2	0.9	Blacha
 1025	10	BL12*182	S235JR	370	6.3	63.3	1.4	Blacha
 1018	30	BL12*220	S235JR	182	3.8	113.0	2.5	Blacha
 1027	36	BL15*180	S235JR	390	8.3	297.6	5.5	Plate
 1031	8	BL20*160	S235JR	300	7.5	60.3	0.9	Blacha
 1017	24	BL20*250	S235JR	250	9.8	235.5	3.2	Plate
 1082	16	FL40*8	S235JR	80	0.2	3.2	0.1	Blacha
 1074	2	FL60*5	S235JR	115	0.3	0.5	0.0	Blacha
 1065	2	FL60*5	S235JR	707	1.7	3.3	0.2	Blacha
 1064	2	FL60*5	S235JR	790	1.9	3.7	0.2	Blacha
 1063	2	FL60*5	S235JR	795	1.9	3.7	0.2	Blacha
 1062	42	FL60*5	S235JR	1000	2.4	98.9	5.5	Blacha
 1079	8	FL100*10	S235JR	160	1.3	10.0	0.3	Blacha
 1038	19	FL110*12	S235JR	260	2.7	51.2	1.2	Blacha
 1036	8	FL130*15	S235JR	300	4.6	36.7	0.7	Blacha
<b>Subtotal:</b>						<b>2768.5</b>	<b>70.6</b>	

<b>SCHULLER &amp; Company GmbH</b>				
Mergenthalerallee 15-21, D-65760 Eschborn				
<b>Marks list</b>		<b>from: 09.03.2026    page: 3    of    6</b>		<b>TB-LIST</b>
Project	Myjnia_Włocławek	Phase	1	
Customer	-	Phase wght.	27964.8	


Mark	Qty.	Profil	Material	Length mm	Weight kg	Tot. Wgt. kg	Tot Surf. m²	Notice
Carry-over						2768.5	70.6	
 116	1	HEA120	S235JR	6480	129.0	129.0	4.3	Element
 115	1	HEA120	S235JR	6480	129.0	129.0	4.3	Element
 113	1	HEA120	S235JR	6980	138.9	138.9	4.7	Element
 109	1	HEA120	S235JR	6980	138.9	138.9	4.7	Element
 35	1	HEA200	S235JR	3820	161.6	161.6	4.4	Stup
 36	1	HEA200	S235JR	3820	161.6	161.6	4.4	Stup
 34	1	HEA200	S235JR	3820	161.6	161.6	4.4	Stup
 38	1	HEA200	S235JR	3820	161.6	161.6	4.4	Stup
 37	1	HEA200	S235JR	3820	161.6	161.6	4.4	Stup
 39	1	HEA200	S235JR	3820	161.6	161.6	4.4	Stup
 31	1	HEA200	S235JR	4910	207.7	207.7	5.6	Stup
 30	1	HEA200	S235JR	4910	207.7	207.7	5.6	Stup
 29	2	HEA200	S235JR	4910	207.7	415.4	11.2	Stup
 33	1	HEA200	S235JR	4910	207.7	207.7	5.6	Stup
 32	1	HEA200	S235JR	4910	207.7	207.7	5.6	Stup
 23	1	HEA200	S235JR	7230	305.8	305.8	8.2	Stup
 26	1	HEA200	S235JR	7230	305.8	305.8	8.2	Stup
 28	1	HEA200	S235JR	7230	305.8	305.8	8.2	Stup
 24	1	HEA200	S235JR	7230	305.8	305.8	8.2	Stup
 25	1	HEA200	S235JR	7230	305.8	305.8	8.2	Stup
 27	1	HEA200	S235JR	7230	305.8	305.8	8.2	Stup
 19	1	HEA200	S235JR	7900	334.2	334.2	9.0	Stup
 20	1	HEA200	S235JR	7900	334.2	334.2	9.0	Stup
 21	1	HEA200	S235JR	7900	334.2	334.2	9.0	Stup
 18	1	HEA200	S235JR	7900	334.2	334.2	9.0	Stup
 17	1	HEA200	S235JR	7900	334.2	334.2	9.0	Stup
 22	1	HEA200	S235JR	7900	334.2	334.2	9.0	Stup
 1005	12	IPE240	S235JR	407	12.5	149.9	4.5	Dźwigar
 1004	6	IPE240	S235JR	408	12.5	75.1	2.3	Dźwigar
 1003	18	IPE240	S235JR	433	13.3	239.1	7.2	Dźwigar
 16	1	IPE240	S235JR	2456	75.4	75.4	2.3	Dźwigar
 14	1	IPE240	S235JR	2456	75.4	75.4	2.3	Dźwigar
 12	1	IPE240	S235JR	2456	75.4	75.4	2.3	Dźwigar
 13	1	IPE240	S235JR	2456	75.4	75.4	2.3	Dźwigar
 15	2	IPE240	S235JR	2456	75.4	150.8	4.5	Dźwigar




































<b>Subtotal:</b>						<b>10276.6</b>	<b>279.3</b>	
------------------	--	--	--	--	--	----------------	--------------	--


<b>SCHULLER &amp; Company GmbH</b>				
Mergenthalerallee 15-21, D-65760 Eschborn				
<b>Marks list</b>		<b>from: 09.03.2026</b>	<b>page: 4 of 6</b>	<b>TB-LIST</b>
Project	Myjnia_Włocławek	Phase	1	
Customer	-	Phase wght.	27964.8	






























Mark	Qty.	Profil	Material	Length mm	Weight kg	Tot. Wgt. kg	Tot Surf. m²	Notice
Carry-over						10276.6	279.3	
 10	1	IPE240	S235JR	6064	186.2	186.2	5.6	Dźwigar
 9	1	IPE240	S235JR	6064	186.2	186.2	5.6	Dźwigar
 7	1	IPE240	S235JR	6064	186.2	186.2	5.6	Dźwigar
 11	1	IPE240	S235JR	6064	186.2	186.2	5.6	Dźwigar
 8	2	IPE240	S235JR	6064	186.2	372.3	11.2	Dźwigar
 3	1	IPE240	S235JR	6516	200.1	200.1	6.0	Dźwigar
 5	1	IPE240	S235JR	6516	200.1	200.1	6.0	Dźwigar
 2	1	IPE240	S235JR	6516	200.1	200.1	6.0	Dźwigar
 4	1	IPE240	S235JR	6516	200.1	200.1	6.0	Dźwigar
 6	1	IPE240	S235JR	6516	200.1	200.1	6.0	Dźwigar
 1	1	IPE240	S235JR	6516	200.1	200.1	6.0	Dźwigar
 110	2	L60*40*5	S235JR	975	3.7	7.3	0.4	Element
 114	2	L60*40*5	S235JR	1075	4.0	8.1	0.4	Element
 1016	2	L60*40*5	S235JR	2392	9.0	18.0	0.9	Element
 1015	2	L60*40*5	S235JR	6000	22.6	45.1	2.3	Element
 1014	2	L60*40*5	S235JR	6452	24.3	48.5	2.5	Element
 108	64	PRĘT14	S235JR	800	1.0	61.9	2.2	ZG
 105	4	PRĘT14	S235JR	1600	1.9	7.7	0.3	ZG
 106	12	PRĘT14	S235JR	1600	1.9	23.2	0.8	ZG
 107	4	PRĘT14	S235JR	1600	1.9	7.7	0.3	ZG
 104	4	PRĘT14	S235JR	4281	5.2	20.7	0.8	ZG
 103	10	PRĘT14	S235JR	4405	5.3	53.2	1.9	ZG
 102	10	PRĘT14	S235JR	4460	5.4	53.9	2.0	ZG
 101	4	PRĘT14	S235JR	4495	5.4	21.7	0.8	ZG
 100	5	PRĘT14	S235JR	4545	5.5	27.5	1.0	ZG
 99	5	PRĘT14	S235JR	4550	5.5	27.5	1.0	ZG
 98	16	PRĘT14	S235JR	4710	5.7	91.1	3.3	ZG
 97	4	PRĘT14	S235JR	4807	5.8	23.2	0.8	ZG
 96	10	PRĘT14	S235JR	4840	5.8	58.5	2.1	ZG
 95	4	PRĘT14	S235JR	4870	5.9	23.5	0.9	ZG
 94	4	PRĘT14	S235JR	5075	6.1	24.5	0.9	ZG
 93	4	PRĘT14	S235JR	5381	6.5	26.0	0.9	ZG
 92	4	PRĘT14	S235JR	5420	6.5	26.2	1.0	ZG
 91	20	PRĘT16	S235JR	800	1.3	25.3	0.8	ZG
 90	2	PRĘT16	S235JR	1415	2.2	4.5	0.1	ZG

<b>Subtotal:</b>						<b>13328.7</b>	<b>377.4</b>	
------------------	--	--	--	--	--	----------------	--------------	--

<b>SCHULLER &amp; Company GmbH</b>				
Mergenthalerallee 15-21, D-65760 Eschborn				
<b>Marks list</b>		<b>from: 09.03.2026    page: 5   of   6</b>		<b>TB-LIST</b>
Project	Myjnia_Włocławek	Phase	1	
Customer	-	Phase wght.	27964.8	

Mark	Qty.	Profil	Material	Length mm	Weight kg	Tot. Wgt. kg	Tot Surf. m²	Notice
Carry-over						13328.7	377.4	
 89	2	PREȚ16	S235JR	1525	2.4	4.8	0.2	ZG
 88	2	PREȚ16	S235JR	2015	3.2	6.4	0.2	ZG
 87	2	PREȚ16	S235JR	2020	3.2	6.4	0.2	ZG
 86	2	PREȚ16	S235JR	2055	3.2	6.5	0.2	ZG
 85	2	PREȚ16	S235JR	2120	3.3	6.7	0.2	ZG
 84	4	PREȚ16	S235JR	2735	4.3	17.3	0.5	ZG
 83	2	PREȚ16	S235JR	2835	4.5	8.9	0.3	ZG
 82	2	PREȚ16	S235JR	2870	4.5	9.1	0.3	ZG
 1013	30	QRRW60*60*4.0	S235JR	910	6.3	189.2	6.4	Dźwigar
 1012	5	QRRW60*60*4.0	S235JR	1520	10.5	52.7	1.8	Dźwigar
 1087	2	QRRW80*80*4.5	S235JR	509	5.3	10.7	0.3	Element
 1078	2	QRRW80*80*4.5	S235JR	520	5.5	10.9	0.3	Element
 1086	2	QRRW80*80*4.5	S235JR	619	6.5	13.0	0.4	Element
 1077	2	QRRW80*80*4.5	S235JR	620	6.5	13.0	0.4	Element
 1076	2	QRRW80*80*4.5	S235JR	1080	11.3	22.7	0.7	Element
 1085	2	QRRW80*80*4.5	S235JR	1180	12.4	24.8	0.7	Element
 81	2	QRRW100*100*5.0	S235JR	810	11.9	23.8	0.6	Belka
 80	1	QRRW100*100*5.0	S235JR	937	13.8	13.8	0.4	Belka
 79	1	QRRW100*100*5.0	S235JR	1037	15.2	15.2	0.4	Belka
 77	2	QRRW100*100*5.0	S235JR	1187	17.4	34.9	0.9	Belka
 78	1	QRRW100*100*5.0	S235JR	1187	17.4	17.4	0.5	Belka
 76	1	QRRW100*100*5.0	S235JR	1207	17.7	17.7	0.5	Belka
 74	1	QRRW100*100*5.0	S235JR	1305	19.2	19.2	0.5	Belka
 75	1	QRRW100*100*5.0	S235JR	1305	19.2	19.2	0.5	Belka
 73	7	QRRW100*100*5.0	S235JR	2143	31.5	220.5	5.9	Belka
 71	2	QRRW100*100*5.0	S235JR	2835	41.7	83.4	2.2	Belka
 72	1	QRRW100*100*5.0	S235JR	2973	43.7	43.7	1.2	Belka
 70	1	QRRW100*100*5.0	S235JR	3589	52.8	52.8	1.4	Belka
 69	1	QRRW100*100*5.0	S235JR	3589	52.8	52.8	1.4	Belka
 67	3	QRRW100*100*5.0	S235JR	3797	55.8	167.4	4.5	Belka
 68	3	QRRW100*100*5.0	S235JR	3797	55.8	167.4	4.5	Belka
 66	1	QRRW100*100*5.0	S235JR	4193	61.6	61.6	1.6	Belka
 65	9	QRRW100*100*5.0	S235JR	5384	79.1	712.3	18.9	Belka
 1011	4	QRRW140*140*5.6	S235JR	147	3.4	13.7	0.3	Belka
 1010	4	QRRW140*140*5.6	S235JR	147	3.4	13.7	0.3	Belka
<b>Subtotal:</b>						<b>15482.3</b>	<b>437.0</b>	

<b>SCHULLER &amp; Company GmbH</b>				
Mergenthalerallee 15-21, D-65760 Eschborn				
<b>Marks list</b>		<b>from: 09.03.2026</b>	<b>page: 6 of 6</b>	<b>TB-LIST</b>
Project	Myjnia_Włocławek	Phase	1	
Customer	-	Phase wght.	27964.8	

Mark	Qty.	Profil	Material	Length mm	Weight kg	Tot. Wgt. kg	Tot Surf. m²	Notice
Carry-over						15482.3	437.0	
 64	2	QRRW140*140*5.6	S235JR	1025	23.9	47.8	1.1	Belka
 63	2	QRRW140*140*5.6	S235JR	1105	25.7	51.5	1.2	Belka
 62	2	QRRW140*140*5.6	S235JR	1305	30.4	60.8	1.4	Belka
 1008	4	QRRW140*140*5.6	S235JR	2493	58.1	232.3	5.5	Belka
 1009	4	QRRW140*140*5.6	S235JR	2493	58.1	232.3	5.5	Belka
 61	2	QRRW140*140*5.6	S235JR	3310	77.1	154.2	3.6	Belka
 1007	4	QRRW140*140*5.6	S235JR	3310	77.1	308.5	7.2	Belka
 60	2	QRRW140*140*5.6	S235JR	3310	77.1	154.2	3.6	Belka
 58	1	QRRW140*140*5.6	S235JR	4764	111.0	111.0	2.6	Belka
 59	1	QRRW140*140*5.6	S235JR	4764	111.0	111.0	2.6	Belka
 57	1	QRRW140*140*5.6	S235JR	5126	119.4	119.4	2.8	Belka
 56	1	QRRW140*140*5.6	S235JR	5126	119.4	119.4	2.8	Belka
 52	1	QRRW140*140*5.6	S235JR	5180	120.7	120.7	2.8	Dźwigar
 54	1	QRRW140*140*5.6	S235JR	5180	120.7	120.7	2.8	Dźwigar
 53	1	QRRW140*140*5.6	S235JR	5180	120.7	120.7	2.8	Dźwigar
 51	1	QRRW140*140*5.6	S235JR	5180	120.7	120.7	2.8	Dźwigar
 55	1	QRRW140*140*5.6	S235JR	5180	120.7	120.7	2.8	Dźwigar
 48	1	QRRW140*140*5.6	S235JR	5180	120.7	120.7	2.8	Dźwigar
 50	1	QRRW140*140*5.6	S235JR	5180	120.7	120.7	2.8	Dźwigar
 45	14	QRRW140*140*5.6	S235JR	5180	120.7	1689.7	39.7	Dźwigar
 1006	17	QRRW140*140*5.6	S235JR	5180	120.7	2051.8	48.2	Dźwigar
 47	1	QRRW140*140*5.6	S235JR	5180	120.7	120.7	2.8	Dźwigar
 49	1	QRRW140*140*5.6	S235JR	5180	120.7	120.7	2.8	Dźwigar
 46	24	QRRW140*140*5.6	S235JR	5180	120.7	2896.7	68.0	Dźwigar
 44	18	QRRW140*140*5.6	S235JR	5384	125.4	2258.0	53.0	Belka
 42	1	QRRW140*140*5.6	S235JR	7110	165.7	165.7	3.9	Belka
 43	1	QRRW140*140*5.6	S235JR	7110	165.7	165.7	3.9	Belka
 40	1	QRRW140*140*5.6	S235JR	7475	174.2	174.2	4.1	Belka
 41	1	QRRW140*140*5.6	S235JR	7475	174.2	174.2	4.1	Belka
1002	84	SP_M14*140 DIN1480	1	140	1.0	87.7	1.5	Spannschloss
1001	20	SP_M16*170 DIN1480	1	170	1.5	30.3	0.5	Spannschloss

<b>Subtotal:</b>						<b>27964.8</b>	<b>729.2</b>	
------------------	--	--	--	--	--	----------------	--------------	--

<b>Total:</b>						<b>27964.8</b>	<b>729.2</b>	
---------------	--	--	--	--	--	----------------	--------------	--